



CITY OF
COVINGTON
CITIZENS GEORGIA
FINANCIAL REPORT

FOR THE FISCAL YEAR
ENDED JUNE 30, 2024

Dear Citizens of Covington,

We are pleased to present to you the City of Covington’s Popular Annual Financial Report for the fiscal year ended June 2024. This report provides an overview of our financial health and highlights key accomplishments and our strategic vision for the future. Our city continues to demonstrate resilience and adaptability as we face both opportunities and challenges.

This report is designed to give you, the citizens, a clear and easy-to-understand summary of our financial operations, so you can see where your tax dollars are going and the impact of our investments on community growth and well-being. The financial health of Covington is strong, and we are committed to ensuring that every dollar is spent wisely to benefit our residents and enhance our city.

As we move forward, I encourage you to stay informed and engaged. Attend city council meetings, participate in public forums, and don’t hesitate to reach out with any questions or suggestions. We believe that the more we work together, the stronger and more prosperous our city will become.

Thank you for your unwavering support and dedication to making Covington a wonderful place for all. Together, we can continue to build a bright future for our community.

Sincerely,
Tres Thomas
City Manager



Randy Smith
Finance Director





Government Finance Officers Association of the United States and Canada (GFOA) has given an Award for Outstanding Achievement in Popular Annual Financial Reporting to the City of Covington for its Popular Annual Financial Report for the fiscal year ended June 30, 2024. The Award for Outstanding Achievement in Popular Annual Financial Reporting is a prestigious national award recognizing conformance with the highest standards for preparation of state and local government popular reports.

In order to receive an Award for Outstanding Achievement in Popular Annual Financial Reporting, a government unit must publish a Popular Annual Financial Report, whose contents conform to program standards of creativity, presentation, understandability and reader appeal.

An Award for Outstanding Achievement in Popular Annual Financial Reporting is valid for a period of one year only. The City of Covington has received a Popular Award for the last six years (fiscal years ended 2017-2023). We believe our current report continues to conform to the Popular Annual Financial Reporting requirements, and we are submitting it to GFOA to determine its eligibility for another award.

The financial information in this report is audited by Mauldin & Jenkins CPAs, and is a completed account of the city’s finances reported in the 2024 Annual Comprehensive Financial Report (ACFR) and in accordance with Generally Accepted Accounting Principles (GAAP). If interested in learning more about the 2024 ACFR, please visit the city’s website or click [here](#) to view the city’s financial reports electronically.





Covington, Georgia, is a charming town that boasts a vibrant community, with a population of 14,677 in 2024. The town has experienced a steady growth rate of 0.99% annually, and since the 2020 census, its population has increased by 4.07%, highlighting its appeal as a desirable place to live. Whether you are interested in history, filming locations, outdoor activities, or just enjoying southern hospitality, Covington is a welcoming and picturesque place to visit or call home.

Fun Facts about Covington:

- **The Vampire Diaries Connection:** Covington served as the filming location for *The Vampire Diaries* from 2009 to 2017, infusing this small town with a touch of Hollywood magic.
- **Covington Square:** With its antebellum buildings and charming park, the square perfectly captures the quaint essence of Mystic Falls.
- **Mystic Grill:** A key location from the show, Mystic Grill is a real restaurant located in Covington Square.



The exterior was filmed at the historic Covington Mill, a beloved local landmark.

- **Covington Riverwalk:** This scenic path along the riverfront frequently appeared in the series, providing a picturesque backdrop for many memorable scenes.
- **Vampire Diaries Museum:** Fans can explore the Covington Vampire Diaries Museum, which showcases an array of memorabilia from the beloved series.
- **Mystic Falls Tours:** Guided tours allow visitors to see iconic locations like the Lockwood Mansion and the Gilbert House, both significant to the show's storyline.

Covington beautifully combines a rich history with modern charm, making it an exciting destination for both residents and visitors!



Whether it's taking a stroll in our downtown square, grabbing a bite of unique local cuisine, or sipping on a "blood bag" (juice), Covington has something for everyone! Explore the charming streets and discover local spots where many iconic scenes from *The Vampire Diaries* were filmed. With its blend of history, community, and Hollywood flair, Covington is the perfect destination for fans and visitors alike.



CITY OF COVINGTON

Mayor & City Council



Mayor
Fleeta Baggett



West Post 1
Kim Johnson



East Post 1
Susie Keck



West Post 2
Charika Davis



East Post 2
Travis Moore

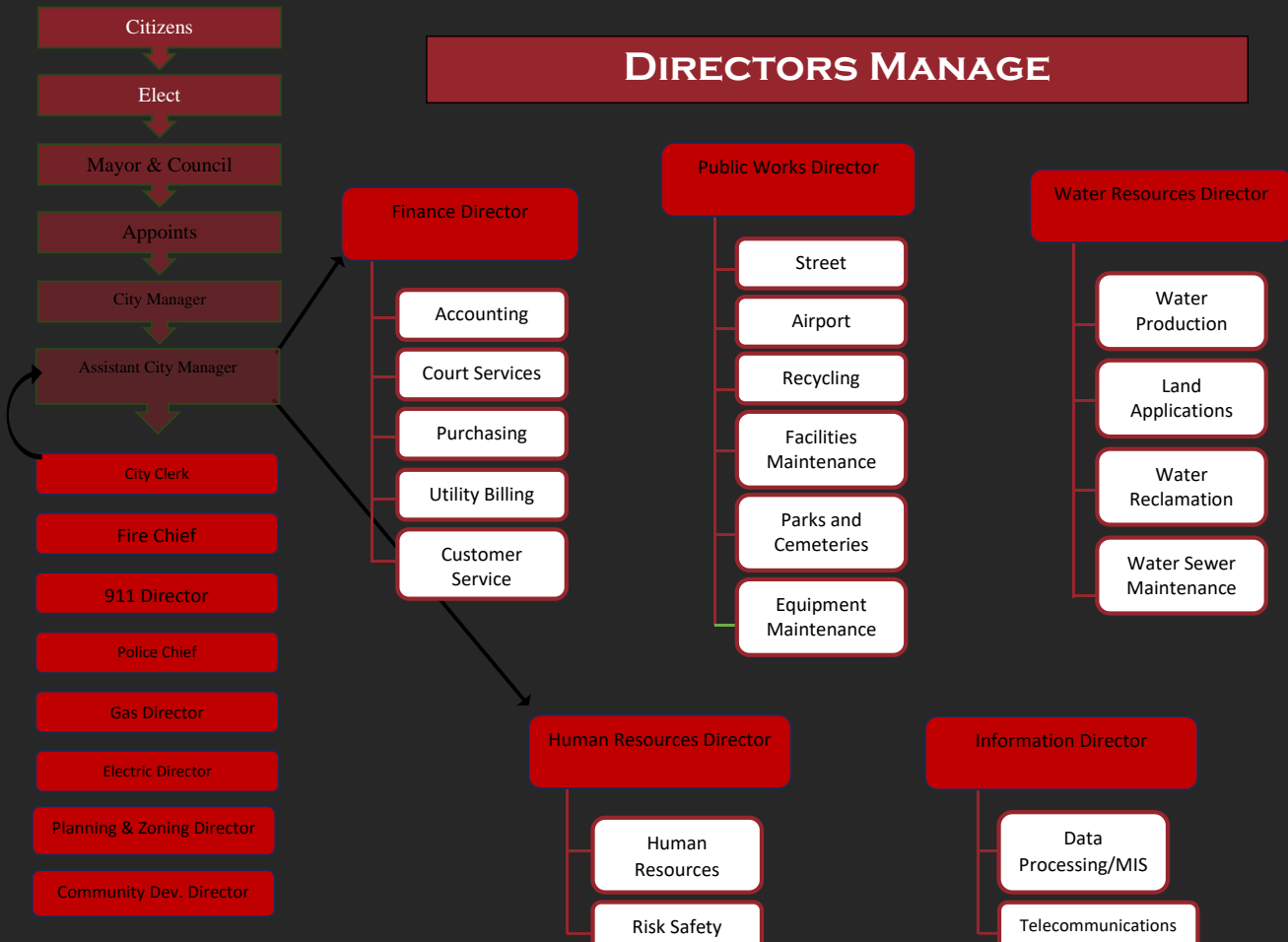


West Post 3
Anthony Henderson



East Post 3
Jared Rutberg

City Structure



Services and Statistics for City of Covington

- Police calls for service: 28,488 calls
- Fire calls answered: 3,699 calls
- Court cases closed: 4,463 cases
- Electric customers: 14,322 customers
- Gas customers: 9,179 customers
- New Business Licenses issued: 309 licenses
- Purchase Orders: 3,554 purchase orders
- Visitors at the Welcome Center: 126,626 visitors from 60 different countries



Top 10 Employers in City of Covington

Newton County Board of Education (County-Wide) 2,545 employees

CR Bard 842 employees

Piedmont Healthcare 740 employees

Newton County Board of Commissioners 719 employees

General Mills 473 employees

Pactiv 452 employees

City of Covington 341 employees

Nisshinbo Automotive 314 employees

Walmart #459 308 employees

Global Distribution Center 284 employees





City of Covington Annual Highlights

Juneteenth Parade



Glow Golf Par-Tee on the Square



Disc golf event for Breast Cancer Awareness



Christmas Parade on the Square





Covington Police Departments
'Shop with A Cop' Event



Ag Day on the Square / Farmers Market Kickoff



Arbor Day



Lighting of the Square

Live at Legion Field Concerts



40th annual Fuzz Run



Flags to honor those who served for Memorial Day



Financial Information

The primary focus of this document is the governmental funds which are the primary operating funds of the government and support the regular day-to-day operations including public safety, public works, culture and recreation and community development.

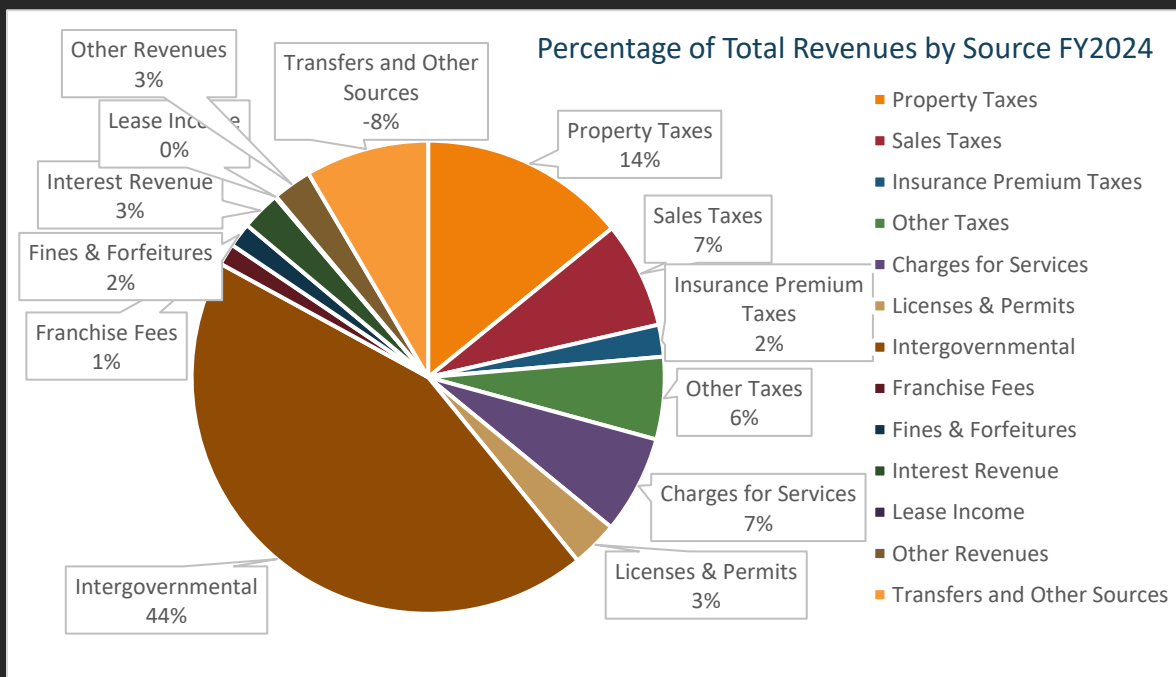
GOVERNMENTAL FUND REVENUES

The city receives money from a variety of sources. This chart presents a comprehensive look at the city's revenues by source for the last three fiscal years.

The large increase in intergovernmental revenues results from the receipt of the Drinking Water Projects to

Support Increased Populations grant. This grant program flows from the governmental funds to the water and sewer fund in order to pay for water and sewer construction projects.

SOURCE	FY2022	FY2023	FY2024
Property Taxes	\$7,548,641	\$7,771,731	\$8,178,155
Sales Taxes	\$3,646,838	\$4,052,200	\$4,202,866
Insurance Premium Taxes	\$1,088,683	\$1,179,238	\$1,260,190
Other Taxes	\$2,842,194	\$3,038,978	\$3,254,604
Charges for Services	\$3,438,707	\$3,500,573	\$3,863,623
Licenses & Permits	\$755,984	\$1,036,920	\$1,839,880
Intergovernmental	\$4,137,553	\$12,027,836	\$25,333,112
Franchise Fees	\$808,763	\$961,840	\$857,226
Fines & Forfeitures	\$805,441	\$1,108,160	\$960,778
Interest Revenue	\$50,859	\$422,581	\$1,542,956
Lease Income	\$93,989	\$92,898	\$50,633
Other Revenues	\$773,450	\$984,716	\$1,546,137
Transfers and Other Sources	\$9,934,747	\$1,548,039	(\$4,885,487)
TOTAL REVENUES	\$35,925,849	\$36,177,671	\$48,004,673



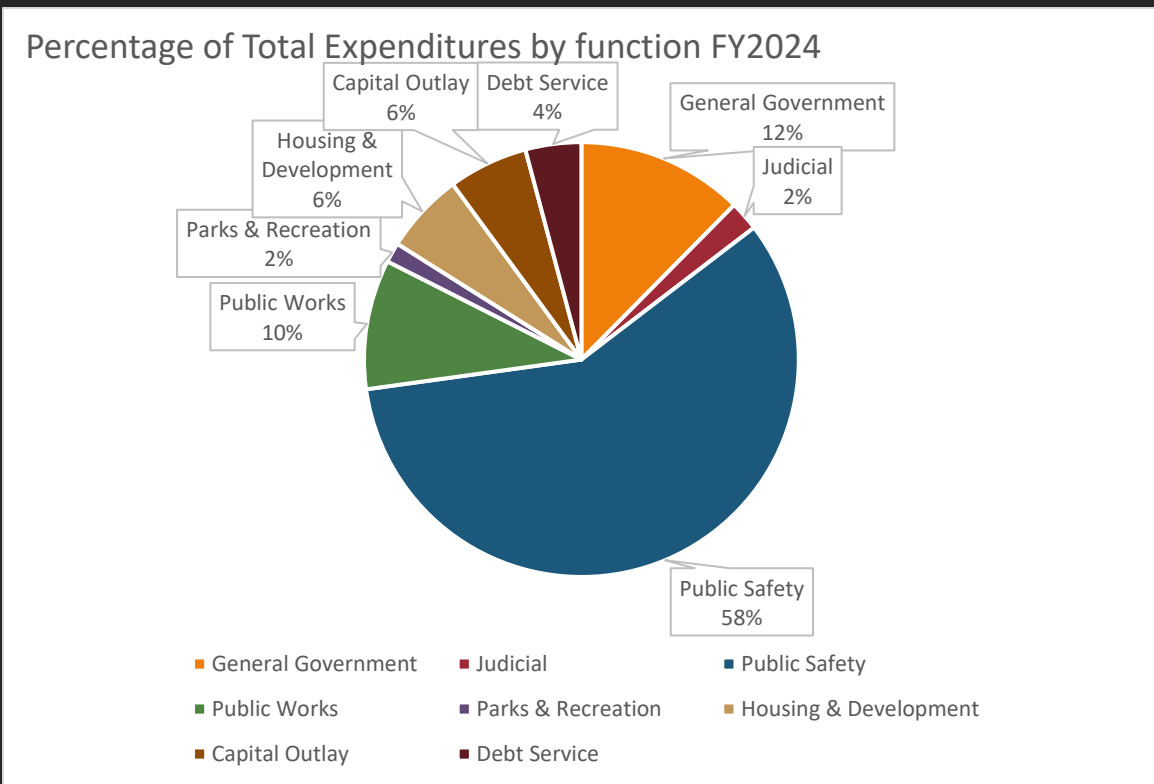
GOVERNMENTAL FUND EXPENDITURES

This chart provides comprehensive look at the city’s expenditures for the last three fiscal years by function.

The primary increase in all function expenditures relates to adjustments required by Governmental Accounting Standards Board (GASB) Statement Number 87 that requires previously identified operating leases to be capitalized as assets. This results in a capital outlay expense to be recorded along with an offsetting revenue for capital lease proceeds. The city has entered into lease agreements for tower rental for the E911 system as well as vehicles. The GASB 87 Statement Number 87 adjustments also require the lease payments to be classified as debt service. This is shown in the increase in debt service above.

FUNCTION	FY2022	FY2023	FY2024
General Government	\$5,220,764	\$4,713,700	\$5,413,792
Judicial	\$673,978	\$852,433	\$964,095
Public Safety	\$18,669,417	\$19,761,157	\$25,398,549
Public Works	\$3,335,359	\$3,223,857	\$4,208,722
Parks & Recreation	\$520,887	\$559,364	\$646,952
Housing & Development	\$1,957,609	\$2,142,707	\$2,613,713
Capital Outlay	\$7,386,386	\$4,068,855	\$2,584,840
Debt Service	\$437,656	\$730,190	\$1,811,216
TOTAL EXPENDITURES	\$38,202,056	\$36,052,263	\$43,641,879

You can see in the pie chart below, public safety accounts for the majority of general government expenditures. The public safety function includes: police, fire and 911.

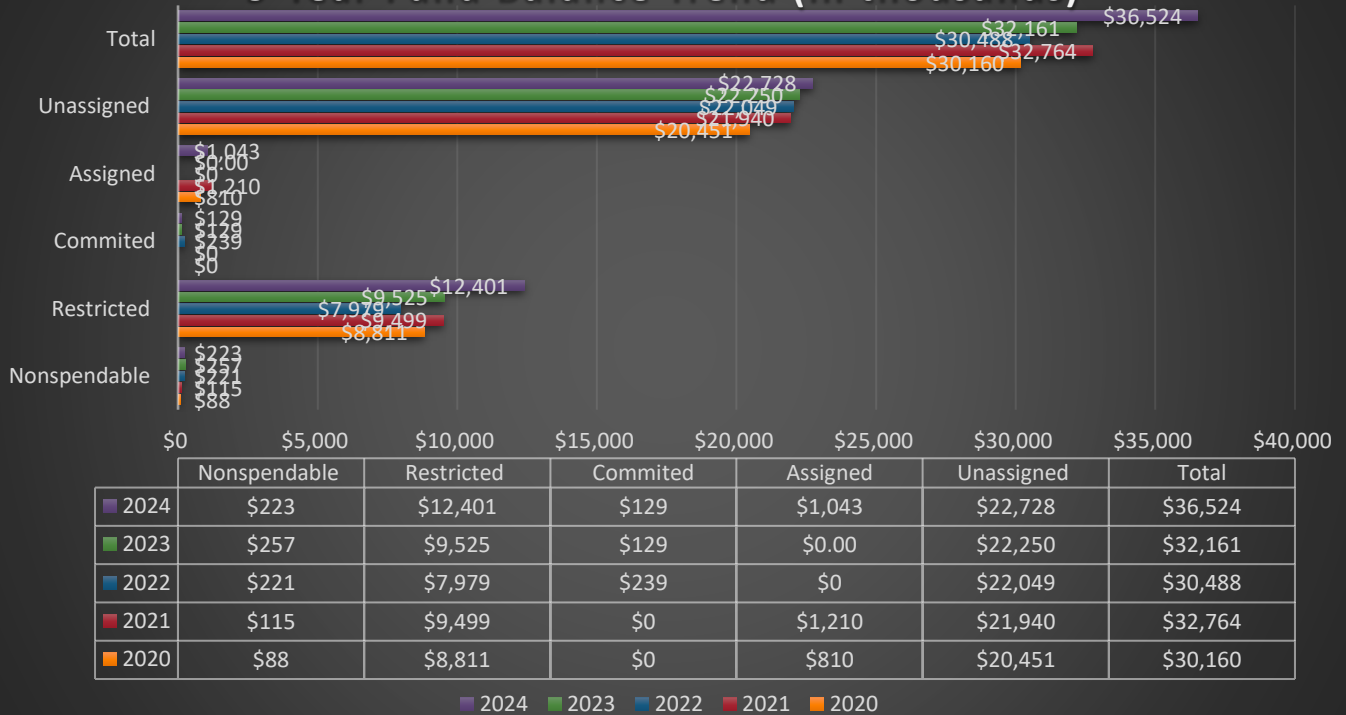


FUND BALANCE TRENDS

The chart below displays the total fund balance for the governmental funds for the previous five fiscal years. Fund balance represents the difference between the government’s assets (what they own) and liabilities (what they owe). Fund balance can be classified in the following ways:

- Unassigned: Remaining net resources after all other funds have been classified
- Assigned: A portion of funds that have been set aside for a specific purpose, but are not restricted or committed
- Restricted: A portion of funds with limitations imposed by external parties
- Non-spendable: A portion of funds that cannot be spent because their form is non-spendable (ex: inventory, prepaid items)

5-Year Fund Balance Trend (in thousands)

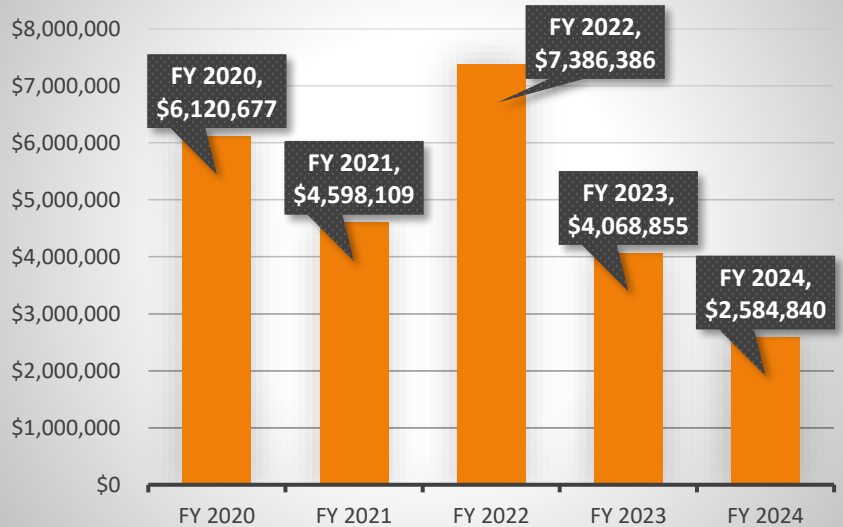


CAPITAL EXPENDITURES

In addition to lease assets recognized in the current year (vehicles and equipment), other governmental capital projects include:

- Continuing work on the Turner Lake Road widening project
- IT hardware improvements
- Road improvements
- Fire department cardiac monitor
- E-911 radio replacements
- Two police department off road response vehicles
- City-wide phone system replacement

Governmental Capital Expenditures 5-Year Trend



Stay up-to-date on all things Covington

www.cityofcovington.org

www.facebook.com/cityofcovingtonga



Newton COUNTY-WIDE REEL LOCATIONS

TRESPASS NOTICE

All locations are either private residences or businesses. Please be respectful of the owners by remaining on city sidewalks or curbs.

HOLLYWOOD OF THE SOUTH

COVINGTON, GA

WELCOME TO **COVINGTON**

Covington-Newton County is considered a southern hub for television and movie production, and played this starring role for decades. With over 100 movies and TV series filmed here, here will see the real place of the Reel Locations.

Major motion pictures like *Cannibal! Run, Dr. Strangelove*, and *Remember the Titans* have used our locales as the backdrop to tell their stories. Your favorite TV series like *The Vampire Diaries*, *In the Heat of the Night*, *Sweet Magnolias* are set in the fictional towns of Mystic Falls, Southport, and Roswell, Ga. *The Duke of Hazzard* also has an air filmed in our beautiful, historic city for nostalgic fun.

You've come to follow in the stars' footsteps. While here, you will also enjoy the many interesting shops and eclectic choices of restaurants. Scroll down our projects, visit in our charming parks, shop and eat to your heart's content. You are about to discover Covington-Newton County, where everyone you will always remember.

DISCOVER COVINGTON REEL LOCATIONS

MANSFIELD

THE VAMPIRE DIARIES

COUNTY-WIDE LOCATIONS

- 1 Mystic Falls - 2011-2017 to '13
- 2 New Orleans - 2012-2013 to '13
- 3 New York - 2012-2013 to '13
- 4 New Jersey - 2012-2013 to '13
- 5 New York - 2012-2013 to '13
- 6 New York - 2012-2013 to '13
- 7 New York - 2012-2013 to '13

THE DUKES OF HAZZARD

COUNTY-WIDE LOCATIONS

- 1 The Duke of Hazzard - 1979-1981 to '81
- 2 The Duke of Hazzard - 1979-1981 to '81
- 3 The Duke of Hazzard - 1979-1981 to '81
- 4 The Duke of Hazzard - 1979-1981 to '81
- 5 The Duke of Hazzard - 1979-1981 to '81
- 6 The Duke of Hazzard - 1979-1981 to '81
- 7 The Duke of Hazzard - 1979-1981 to '81

IN THE HEAT OF THE NIGHT

COUNTY-WIDE LOCATIONS

- 1 The Heat of the Night - 1967 to '67
- 2 The Heat of the Night - 1967 to '67

OTHER TV SERIES

COUNTY-WIDE LOCATIONS

- 1 Legacies - 2018-2019 to '19
- 2 Sweet Magnolias - 2018-2019 to '19
- 3 The Duke of Hazzard - 1979-1981 to '81
- 4 The Duke of Hazzard - 1979-1981 to '81
- 5 The Duke of Hazzard - 1979-1981 to '81
- 6 The Duke of Hazzard - 1979-1981 to '81
- 7 The Duke of Hazzard - 1979-1981 to '81

MOVIE

COUNTY-WIDE LOCATIONS

- 1 The Duke of Hazzard - 1979-1981 to '81
- 2 The Duke of Hazzard - 1979-1981 to '81
- 3 The Duke of Hazzard - 1979-1981 to '81
- 4 The Duke of Hazzard - 1979-1981 to '81
- 5 The Duke of Hazzard - 1979-1981 to '81
- 6 The Duke of Hazzard - 1979-1981 to '81
- 7 The Duke of Hazzard - 1979-1981 to '81

COVINGTON, GEORGIA REEL LOCATIONS

HOLLYWOOD SOUTH

THE MAP TO ALL COVINGTON & NEARBY FILMING LOCATIONS

